

Paper Banger

Contents of this Page

What is a Paper Banger?

[Folding the Paper Banger](#)

[Comments](#)

[Bang Paper](#)

[To the Main Page](#) "Mathematische Basteleien"

What is a Paper Banger?


The paper banger is a "bang producer" made of paper. It is easy to fold from a sheet of paper.

The paper banger is well known. - Its German name is Knalltüte (bang bag).

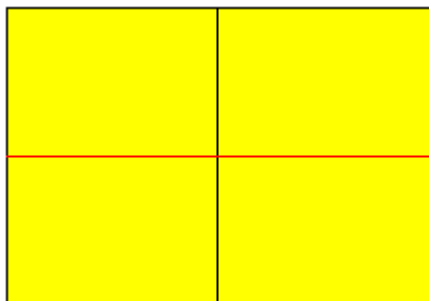
Folding the Paper Banger [top](#)

Take a newspaper, not too small and not too large.

The measurement 51cm x 35cm (20" x 14") is recommended.

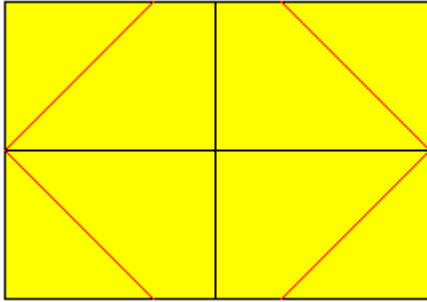


Find the centre line by folding the left side on the right side and by unfolding.

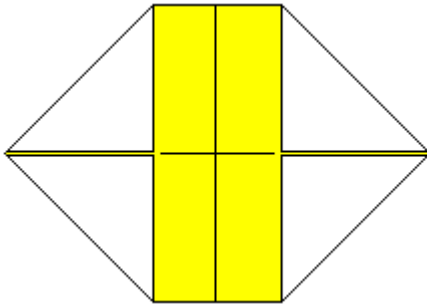


Fold downward the upper half on the red line and unfold it.

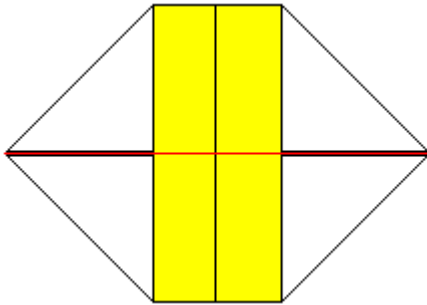
There are two centre lines now which will be used later.



Fold the paper on the four red lines upward, so that four triangles touch the horizontal line.

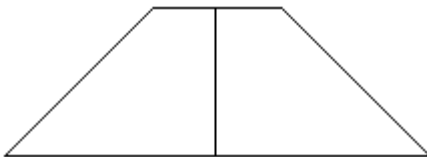


It must look like this.

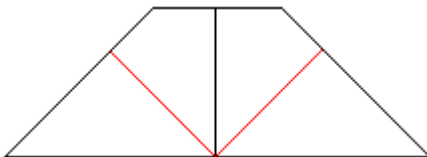


Fold on the red line.

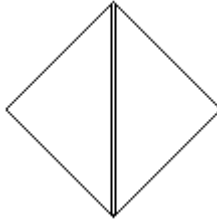
In other words: Create an isosceles trapezium.



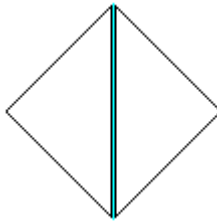
It must look like this.



Fold on the red line.



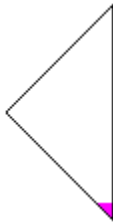
It must look like this.



Fold the paper backwards on the blue line.

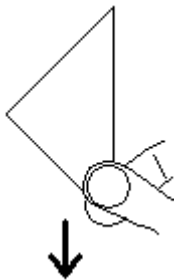


It must look like this.



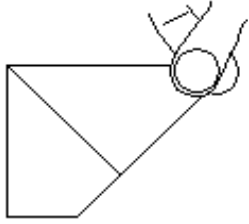
Turn through 180°. (The coloured spot tells you what is meant.)

The paper banger is finished.



Hold the banger between thumb and index finger and bring them down on lightning speed with the whole arm.

You hear a loud bang. You have a similar sound if you clap your hands once.



One inside layer pops out with the bang.

Attempt of Explanation:

The air is pressed inside during moving the paper banger downwards and the air suddenly is free when the inner layer is coming out.

It is a small explosion.

Comments [top](#)

If you use stiff or thick paper, you don't succeed in moving the inner flap outwards. For instance the paper used for ink jet printers is unsuitable.

I must admit that the bang is not very loud. In spite of that the paper banger is popular.

>You can fold the banger easily and quickly. Children are proud if they know how to make it.

>There is a surprise that such a folding can create a bang.

>It's amazing that only one layer is coming out of the banger from inside.


>You can change the size and the thickness of the paper and find out what is best.

There is another way of creating a bang: In Germany children [or adults ;-)] like to use a bread roll paper bag for banging.. They blow into the empty bag until it is filled with air, close the opening and hit the closed bag on the table. The bag bursts with a loud bang which is hard to ignore, - nice, too.

Bang Paper [top](#)


Why simple, if it can be difficult?

You could ask this, if you you are going to know the "bang paper". Peter Schuhmacher from Lengnau (Schweiz) sent me the instructions. You fold twice and the paper banger is finished.



Take a A4 sheet of paper.

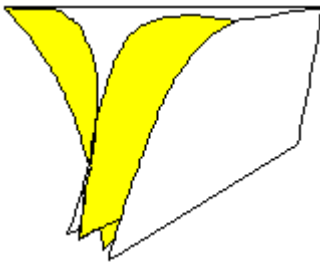
Fold downward the upper half on the red line.



Fold again on the red line.

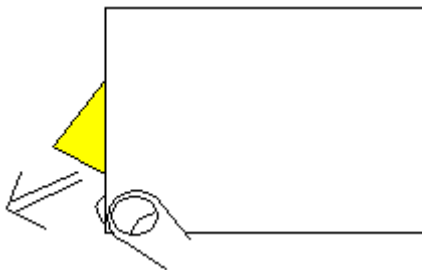


It must look like this.



Hold the paper, so that four sheets are on the left and below.

Tear out the two inner sheets.



Hold the two outer sheets between thumb and index finger and bring them down on lightning speed with the whole arm.

Bang!